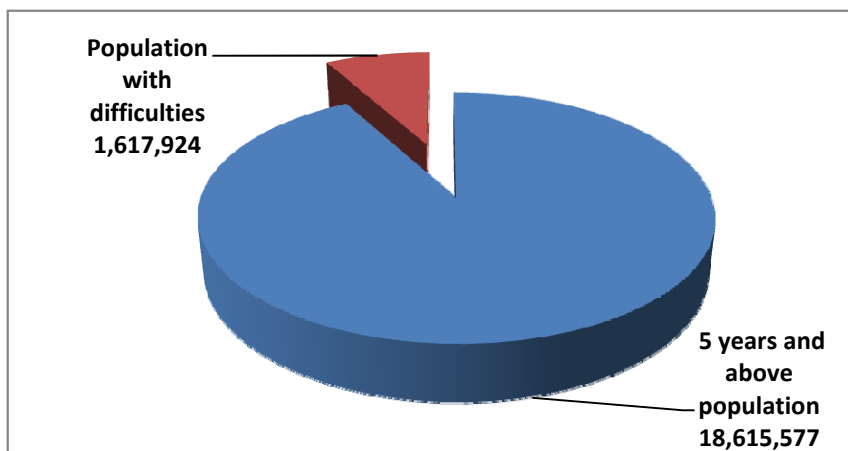


Total Population(5 years and above) and Population with Difficulties by Districts

	Total Population (5 years and above)	Total Population with Difficulties	%
Sri Lanka	18,615,577	1,617,924	8.7
Colombo	2,157,744	150,325	7.0
Gampaha	2,129,373	163,369	7.7
Kalutara	1,121,949	97,118	8.7
Kandy	1,257,665	126,623	10.1
Matale	440,403	39,131	8.9
Nuwara Eliya	643,652	64,169	10.0
Galle	975,557	84,956	8.7
Matara	745,336	61,741	8.3
Hambantota	543,998	50,396	9.3
Jaffna	541,254	51,966	9.6
Mannar	90,201	7,360	8.2
Vavuniya	156,789	13,203	8.4
Mulativu	82,262	7,110	8.6
Kilinochchi	100,702	8,451	8.4
Bataloa	475,239	34,448	7.2
Ampara	582,763	43,707	7.5
Trincomalee	338,235	32,212	9.5
Kurunegala	1,480,777	139,921	9.4
Puttalam	691,148	63,658	9.2
Anuradapura	774,771	66,848	8.6
Polonnaruwa	367,241	33,024	9.0
Badulla	743,144	70,143	9.4
Monaragala	407,338	37,634	9.2
Ratnapura	996,604	99,722	10.0
Kegalle	771,432	70,689	9.2

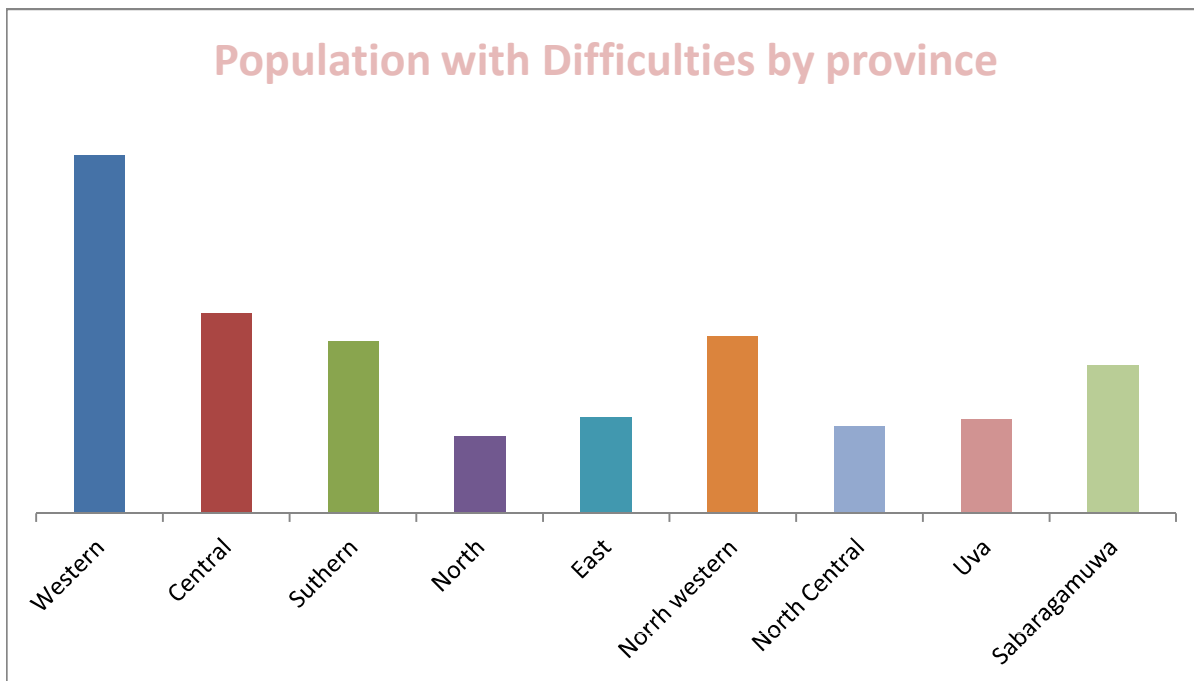
Source: Department of Census and statistics
According to Census of Population and Housing 2012



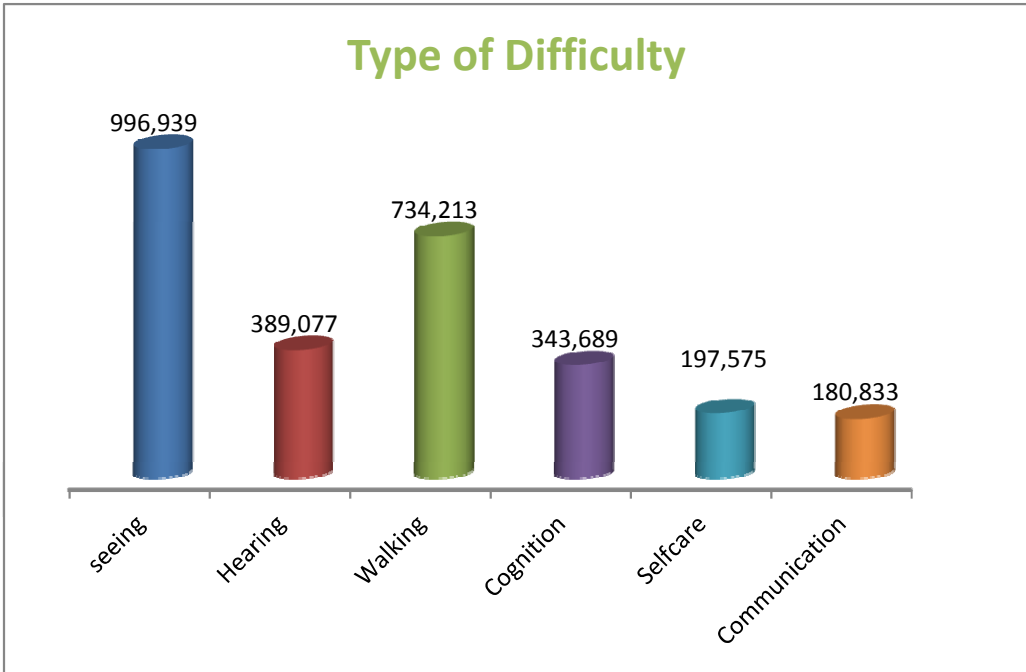
Total Population (5 years and above) and Population with difficulties by province

Province	Total Province Population(5 years and above)	Population with Difficulties	%
Western	5,409,066	410,812	7.6
Central	2,341,720	229,923	9.8
Suthern	2,264,891	197,093	8.7
North	971,208	88,090	9.1
East	1,396,237	110,367	7.9
Norrh western	2,171,925	203,579	9.4
North Central	1,142,012	99,872	8.7
Uva	1,150,482	107,777	9.4
Sabaragamuwa	1,768,036	170,411	9.6
Total	18,615,577	1,617,924	8.7

	Population with Difficulties
Western	410,812
Central	229,923
Suthern	197,093
North	88,090
East	110,367
Norrh western	203,579
North Central	99,872
Uva	107,777
Sabaragamuwa	170,411



	Total Population With difficulties	seeing	Hearing	Walking	Cognition	Selfcare	Communication
Sri Lanka	1,617,924	996,939	389,077	734,213	343,689	197,575	180,833
%	8.7	61.6	24.0	45.4	21.2	12.2	11.2



	Population with Difficulties
Colombo	150,325
Gampaha	163,369
Kalutara	97,118
Kandy	126,623
Matale	39,131
Nuwara Eliya	64,169
Galle	84,956
Matara	61,741
Hambntota	50,396
Jaffna	51,966
Mannar	7,360
Vavuniya	13,203
Mulativu	7,110
Kilinochchi	8,451
Bataloa	34,448
Ampara	43,707
Trincomalee	32,212
Kurunegala	139,921
Puttalam	63,658
Anuradapura	66,848
Polonnaruwa	33,024
Badulla	70,143
Monaragala	37,634
Ratnapura	99,722
Kegalle	70,689

